



2024 Seika Garbage Collection Schedule

April 1, 2024 - March 31, 2025

Garbage Collected by Seika Town

Place appropriate waste out for disposal at collection areas **before 8:00 AM** on scheduled days. (Bags containing different types of garbage will not be collected.) **Use transparent or semi-transparent plastic bags for disposing your trash.**

Category		Collection Day	Type of Waste	Instructions & Warnings
Burnable Garbage		Every week Twice weekly	<ul style="list-style-type: none"> Food waste Wood shavings Paper scraps Futons, etc. Bottles and tubing that cannot be washed clean 	<ul style="list-style-type: none"> Drain excess liquid from kitchen waste before disposing. Tie wooden boards in bundles up to 10 cm wide and 2 cm thick along with wood blocks not exceeding 8 cm on any side in bundles of up to 15 cm in height and 50 cm in length. Up to 3 bundles may be disposed of at a time. Dispose of any small plastic, leather, or rubber items in garbage bags with food scraps as burnable garbage. (There are items that do not fall under this category, so please refer to the garbage sorting dictionary). (Collected on all holidays except the end of/new year holiday.)
		_____day & _____day	Support recycling efforts by taking newspapers, magazines, cardboard, paper cartons, used clothing, and other recyclable paper to local collection centers. These materials can not be collected as burnable garbage if they are new.	
Non-burnable Garbage	Cans	Twice monthly ____week	<p>Cans, Scrap Metal, Small Electronics: Steel or aluminum cans, metal scraps, etc. (4 to 5 small electronics [electric pot, hair dryer, etc] must be able to fit in a 45 liter garbage bag when disposing)</p>	<ul style="list-style-type: none"> Divide cans, bottles, and plastic waste into separate plastic bags. Small electronics can be put into the same bag as cans for disposal. Empty any remaining product and wash inside of dirty containers lightly before disposal. Make sure aerosol spray cans are completely empty before disposal. (Collected on all holidays except the end of/new year holiday.) Collection boxes for used ink cartridges are located at: the entrance to Seika Town Office, Seika Town Community Hall, Kashinoki-en and Mukunoki Center.
	Bottles	& ____week	<p>Bottles, Glass Objects: Bottles, flower pots, glass, fluorescent light bulbs, etc. (remove caps & labels)</p>	
	Plastic	____day	<p>Plastic Waste (Other than packaging): Plastic containers (gas), buckets, etc. (Items that cannot fit into a 45 liter garbage bag should be disposed as "oversize waste")</p>	
Plastic Packaging		Once weekly _____day	<p>Plastic Containers & Wrapping: Egg containers, bottles such as those containing shampoo, plastic shopping bags, plastic cup noodle containers, caps and labels of plastic bottles, etc.</p>	<ul style="list-style-type: none"> Empty any remaining product and wash inside of dirty containers before disposing in the same location as other non-burnable garbage. Items that cannot be cleaned can be disposed with the burnable garbage. (Collected on all holidays except the end of/new year holiday.) *Please dispose of cup noodle containers made of paper with other burnable garbage.
		Check for this mark 		
Plastic Bottles		Twice monthly ____week & ____week _____day	<p>Plastic liquid containers (Bottles containing beverages, alcohol, soy sauce, mirin seasoning, vinegar, salad dressing, etc.) Please dispose plastic containers containing sauce, oil, soap, shampoo as well as the caps and labels of plastic bottles with other plastic packaging waste.</p>	<ul style="list-style-type: none"> Confirm that disposed items have the "1 PET" recycling symbol. Remove labels, caps, and other substances from the bottle and dispose of in a clear plastic bag on the designated day by 8 a.m. in the same area as non-burnable garbage. (Collected on all holidays except the end of/new year holiday.)
		Check for this mark 		

Oversized Garbage		5 times a year ___ Month ___Day ___ Month ___Day ___ Month ___Day ___ Month ___Day ___ Month ___Day	Furniture & Appliances Vacuums, space heaters, beds, chairs, cabinets, etc. *Use all of the kerosene oil in the space heater before disposing. (Appliances that do not fall under Japan's Appliance Recycling Law, such as driers, televisions, air conditioners, refrigerators, washing machines, computers, etc. cannot be collected)	<ul style="list-style-type: none"> Air conditioners, televisions (box, LCD, and plasma) refrigerators (freezers), washers, and dryers must be returned to the store that sells or buys appliances such as where the appliance was originally purchased or a store where replacement appliance is purchased. For large computers (monitors or desktop computers) that do not fit in the small electronics drop off box at the town office, please arrange to have it picked up at your residence or consult the manufacturer. (Collected on holidays.)
		3rd Wednesday of every month	Newspapers, magazines (including paper boxes for snacks and candy, etc.) cardboard, paper cartons, used clothes, or other recyclable paper	<ul style="list-style-type: none"> Divide into the following categories: newspapers, magazines, cardboard, paper cartons, used clothes, and all other recyclable paper before disposal. Confirm with organizations handling the recycling of paper such as community or children's associations when disposing paper products in other municipalities. Please refer to the <u>garbage disposal dictionary</u> to confirm the collection locations of recyclable paper. Take recyclable paper products to your local collection center when possible.
Batteries	Used	As needed	<ul style="list-style-type: none"> Dispose of used alkaline and magnesium batteries at collection locations such as assembly halls established in each area. 	<ul style="list-style-type: none"> Remove packaging before disposal. Button/coin cell batteries are not accepted. Dispose of these batteries at participating stores.
	Rechargeable	Weekdays (Seika Town Hall Environmental Promotion Division)	<ul style="list-style-type: none"> Small Rechargeable Batteries Lithium ion batteries (Li-ion) Nickel-metal hydride batteries (Ni-MH) Nickel cadmium batteries (Ni-Cd) Rechargeable batteries 	<ul style="list-style-type: none"> Collection time is 8:30 am to 5:15 pm on weekdays. <u>Cover the ends of the battery with plastic tape prior to bringing to the Environmental Promotion Division at the Seika Town Hall (3rd Floor).</u>
Used Electronic Devices		Collection locations: Seika Town Office, Seika Town Community Hall, Kashinoki-en, Mukunoki Center, MEGA Don Quijote, UNY (Seikadai), COOP (Hosono), and Keihanna Plaza	16 types of items (see town website [Japanese] or call the Environmental Promotion Division for details) <ul style="list-style-type: none"> Objects that can fit in disposal boxes(25 cm by 15 cm) Cellphones/tablets, handheld game consoles, phones/fax machines, digital cameras/video recorders, electronic dictionaries, laptops etc. 	<ul style="list-style-type: none"> Items in this category that are too big to be disposed in collection boxes should be brought to the Environmental Promotion Division. When disposing a device containing personal information, please be sure to delete all information beforehand.
Items Containing Mercury		Weekdays (Environmental Promotion Division, Town Office, 3F)	Mercury thermometers and mercury blood pressure monitors	<ul style="list-style-type: none"> Collected weekdays from 8:30AM to 5:15PM. Place in collection box. In order to prevent breakage, dispose in a case.
Special Collection (Additional Fees apply)		Every Wednesday (excluding holidays)	Applicable for burnable garbage, non-burnable garbage and oversized garbage(Contact the Environmental Promotion Division) 2-ton truck.....¥ 16,000 Light truck.....¥ 4,000	<ul style="list-style-type: none"> Call the Environmental Promotion Division at least one day in advance for appointments (weekdays 8:30 am to 5:15 pm) TEL: 0774-95-1925 Please separate and put any waste you want to be picked up in front of your home on the collection day. Waste cannot be carried from inside the home.
Disposal of Pet (Cat/Dog) Remains		Call the Environmental Promotion Division at TEL: 0774-95-1925 (weekdays from 8:30 am to 5:00 pm) FEE: Collection from home.....¥ 3,000 per collection Collection at Town Office.....¥ 2,000 per collection		<ul style="list-style-type: none"> Wrap remains in vinyl/plastic bag and then place in a cardboard box for collection. Collection not available on weekends or holidays.

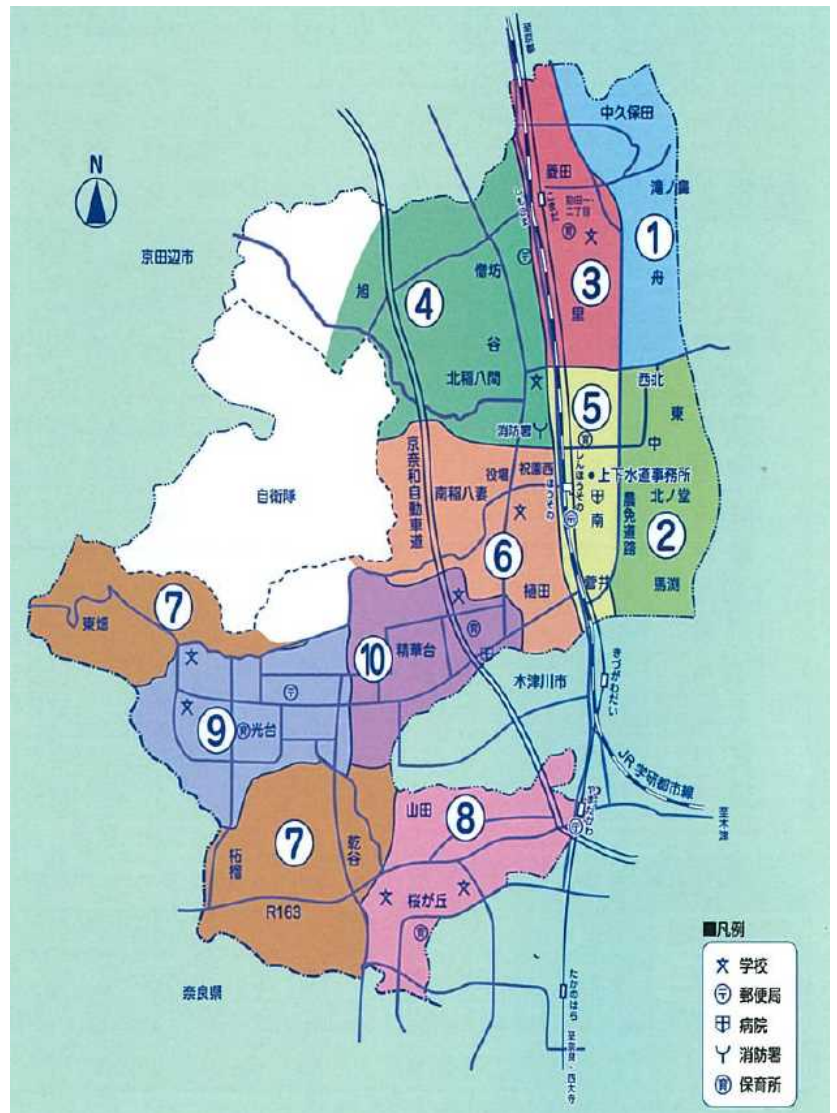
Collection Days

Burnable Garbage (collected twice weekly, including holidays)			
Collection Area	Collection Days	Year-end/start Pick-up	
Sobo, Tani, Sugai, Kitanodo, Babuchi, Naka (east of Nomen Rd.), Higashi, Nishikita, Yamada, Inuidani, Zakuro, Higashibata, Sakuragaoka	Monday, Thursday	Dec. 28 (Sat.)	Jan. 6 (Mon.)
Hishida, Takinohana, Fune, Sato, Asahi, Kitainayazuma, Minami, Nakakubota, Naka (west of Nomen Rd.), Hikaridai, Seikadai, Hōsononishi Icchome, Komada Icchome, Komada Nichome	Tuesday, Friday	Dec. 27 (Fri.)	Jan. 4 (Sat.)
Minamiinayazuma, Ueda	Wednesday, Saturday	Dec. 30 (Mon.)	Jan. 8 (Wed.)

The last and first collection days may differ from regular collection days. Dispose of waste in transparent or semi-transparent plastic bags.

Non-burnable Garbage, Plastic Packaging, Oversize Garbage Collection Area Chart

Area #	Collection Area
①	Hishida (east of Nomen Rd.), Takinohana, Fune (east of Nomen Rd.), Nakakubota
②	Kitanodo, Babuchi, Naka (east of Nomen Rd.), Higashi, Nishikita (east of Nomen Rd.)
③	Hishida (east of Yawata Kizu Rd.), Sato, Sobo (east of Yawata Kizu Rd.), Fune (west of Nomen Rd.), Komada Icchome, Komada Nichome
④	Hishida (west of Yawata Kizu Rd.), Sobo (west of Yawata Kizu Rd.), Tani, Kitainayazuma (west of Yawata Kizu Rd.), Asahi
⑤	Minami (east of Yawata Kizu Rd.), Sugai, Kitainayazuma (east of Yawata Kizu Rd.), Nishikita (west of Nomen Rd.), Naka (west of Nomen Rd.)
⑥	Minami (west of Yawata Kizu Rd.), Minamiinayazuma, Ueda, Hosononishi Icchome
⑦	Inuidani, Zakuro, Higashibata
⑧	Yamada, Sakuragaoka
⑨	Hikaridai
⑩	Seikadai



Collection days for garbage for each area is different. Please confirm the collection day for each area by referring to the chart above.

Collection Area	Cans, Metals		Bottles, Glass		Collected Twice Monthly					
	Plastic Items				⑤	⑥	⑦	⑧	⑨	⑩
Collection Area	①	②	③	④	⑤	⑥	⑦	⑧	⑨	⑩
Collection Day	1st, 3rd Monday	1st, 3rd Tuesday	1st, 3rd Thursday	1st, 3rd Friday	2nd, 4th Monday	2nd, 4th Tuesday	2nd, 4th Thursday	2nd, 4th Friday	2nd, 4th Wednesday	1st, 3rd Wednesday
April	1, 15	2, 16	4, 18	5, 19	8, 22	9, 23	11, 25	12, 26	10, 24	3, 17
May	6, 20	7, 20	2, 16	3, 17	13, 27	14, 28	9, 23	10, 24	8, 22	1, 15
June	3, 17	4, 18	6, 20	7, 21	10, 24	11, 25	13, 27	14, 28	12, 26	5, 19
July	1, 15	2, 16	4, 18	5, 19	8, 22	9, 23	11, 25	12, 26	10, 24	3, 17
August	5, 19	6, 20	1, 15	2, 16	12, 26	13, 27	8, 22	9, 23	14, 28	7, 21
September	2, 16	3, 17	5, 19	6, 20	9, 23	10, 24	12, 26	13, 27	11, 25	4, 18
October	7, 21	1, 15	3, 17	4, 18	14, 28	8, 22	10, 24	11, 25	9, 23	2, 16

November	4, 18	5, 19	7, 21	1, 15	11, 25	12, 26	14, 28	8, 22	13, 27	6, 20
December	2, <u>16</u>	3, <u>17</u>	5, 19	6, <u>20</u>	9, <u>23</u>	10, <u>24</u>	12, <u>26</u>	13, <u>27</u>	11, <u>25</u>	4, <u>18</u>
January	6, 20	7, 21	9, 16	<u>10, 17</u>	<u>13, 27</u>	<u>14, 28</u>	9, 23	<u>10, 24</u>	8, 22	8, 15
February	3, 17	4, 18	6, 20	7, 21	10, 24	11, 25	13, 27	14, 28	12, 26	5, 19
March	3, 17	4, 18	6, 20	7, 21	10, 24	11, 25	13, 27	14, 28	12, 26	5, 19

***Underlined dates indicate the last and first collection days of the year. Collection days that fall on the first three days of the year will be moved to the following week.**

Plastic Packaging		Collected Once Weekly								
Collection Day	Monday		Tuesday		Wednesday		Thursday		Friday	
Collection Area	①	⑤	②	⑥	⑨	⑩	③	⑦	④	⑧
Last of the Year	December 23 (Mon.)		December 24 (Tues.)		December 25 (Wed.)		December 26 (Thurs.)		December 27 (Fri.)	
First of the Year	January 6 (Mon.)		January 7 (Tues.)		January 8 (Wed.)		January 9 (Thurs.)		January 10 (Fri.)	

Plastic Bottles		Collected Twice Monthly								
Collection Area	①	②	③	④	⑤	⑥	⑦	⑧	⑨	⑩
Collection Day	2nd, 4th Wednesday	1st, 3rd Thursday	2nd, 4th Tuesday	2nd, 4th Friday	2nd, 4th Wednesday	1st, 3rd Thursday	2nd, 4th Tuesday	1st, 3rd Friday	1st, 3rd Monday	2nd, 4th Monday
April	10, 24	4, 18	9, 23	12, 26	10, 24	4, 18	9, 23	5, 19	1, 15	8, 22
May	8, 22	2, 16	14, 28	10, 24	8, 22	2, 16	14, 28	3, 17	6, 20	13, 27
June	12, 26	6, 20	11, 25	14, 28	12, 26	6, 20	11, 25	7, 21	3, 17	10, 24
July	10, 24	4, 18	9, 23	12, 26	10, 24	4, 18	9, 23	5, 19	1, 15	8, 22
August	14, 28	1, 15	13, 27	9, 23	14, 28	1, 15	13, 27	2, 16	5, 19	12, 26
September	11, 25	5, 19	10, 24	13, 27	11, 25	5, 19	10, 24	6, 20	2, 16	9, 23
October	9, 23	3, 17	8, 22	11, 25	9, 23	3, 17	8, 22	4, 18	7, 21	14, 28
November	13, 27	7, 21	12, 26	8, 22	13, 27	7, 21	12, 26	1, 15	4, 18	11, 25
December	11, <u>25</u>	5, <u>19</u>	10, <u>24</u>	13, <u>27</u>	11, <u>25</u>	5, <u>19</u>	10, <u>24</u>	6, <u>20</u>	2, <u>16</u>	9, <u>23</u>
January	8, <u>22</u>	9, <u>16</u>	14, <u>28</u>	10, <u>24</u>	8, <u>22</u>	9, <u>16</u>	14, <u>28</u>	10, <u>17</u>	6, <u>20</u>	13, <u>27</u>
February	12, 26	6, 20	11, 25	14, 28	12, 26	6, 20	11, 25	7, 21	3, 17	10, 24
March	12, 26	6, 20	11, 25	14, 28	12, 26	6, 20	11, 25	7, 21	3, 17	10, 24

***Waste in the categories above must be disposed in transparent or semi-transparent bags.**

Oversize Garbage		Collected 5 Times Annually								
	①	②	③	④	⑤	⑥	⑦	⑧	⑨	⑩
1	April 10 (Wed.)	April 24 (Wed.)	April 17 (Wed.)	May 8 (Wed.)	May 1 (Wed.)	June 5 (Wed.)	June 19 (Wed.)	June 8 (Sat.)	May 25 (Sat.)	May 11 (Sat.)
2	July 10 (Wed.)	July 24 (Wed.)	July 17 (Wed.)	August 14 (Wed.)	August 7 (Wed.)	Sep. 4 (Wed.)	Sep. 18 (Wed.)	Sep. 14 (Sat.)	August 24 (Sat.)	August 10 (Sat.)
3	Oct. 9 (Wed.)	Oct. 23 (Wed.)	Oct. 16 (Wed.)	Nov. 13 (Wed.)	Nov. 6 (Wed.)	<u>Oct. 31</u> (Thurs.)	<u>Nov. 20</u> (Wed.)	<u>Oct. 2</u> (Wed.)	Nov. 23 (Sat.)	Nov. 9 (Sat.)
4	<u>Dec. 5</u> (Thurs.)	<u>Dec. 10</u> (Tues.)	<u>Dec. 6</u> (Fri.)	<u>Dec. 11</u> (Wed.)	<u>Dec. 20</u> (Fri.)	Dec. 4 (Wed.)	Dec. 18 (Wed.)	Dec. 14 (Sat.)	<u>Dec. 12</u> (Thurs.)	<u>Dec. 19</u> (Thurs.)
5	Jan. 8 (Wed.)	Jan. 22 (Wed.)	Jan. 15 (Wed.)	Feb. 12 (Wed.)	Feb. 5 (Wed.)	March 5 (Wed.)	March 19 (Wed.)	March 8 (Sat.)	Feb. 22 (Sat.)	Feb. 8 (Sat.)

***Underlined dates indicate dates that differ from the typical garbage collection schedule. Please put out by 8 a.m. on the collection day.**

***Items that cannot be disposed of:** Business waste (waste from restaurants, construction, offices or any other waste produced from business activities), tires, car batteries, used oil, fire extinguishers, paint, fertilizers, mulch/weed growth prevention sheets, chemicals, construction waste materials, extremely large or heavy items, recyclable home appliances (air conditioners, televisions, refrigerators, and washing/drying machines), cement blocks, dirt, etc.

***Scrap material and waste from home improvement projects, car maintenance, large tree and yard waste are considered construction or commercial waste and must be disposed of accordingly, as they do not meet the criteria of acceptable waste for garbage collection.**

INQUIRIES: Environmental Promotion Division TEL: 0774-95-1925 (direct) (Japanese only)

Seika Town Garbage Sorting Smartphone Application

Home Screen

You can confirm the upcoming collection dates of each garbage type.



Garbage Sorting Dictionary

You can look up how to dispose different items.



Garbage Disposal Procedure

You can confirm how to dispose different kinds of waste.



[For iPhone]



[For Android]



Seika Town Garbage Sorting App

This app has many different convenient features including: a garbage calendar for each area in Seika, a garbage sorting dictionary that can help you to make sure that you are sorting your garbage correctly, and an alert function that will remind you when collection day is. You can download the app by scanning one of the QR codes to the left or by looking up "Seika Town gomi" on the app store.

Please Drain Excess Liquid From Food Scraps

It is said that 70% of food scraps is liquid. Draining excess liquid will allow for the amount of garbage disposed to be significantly reduced.

Draining Liquid

Drain items containing large amounts of liquid by squeezing tightly with your hands. If you do not want to get your hands dirty, you can instead place the food scraps in a net as pictured above and use an old CD to squeeze out excess liquid.

**There is a chance that you may break the CD if you squeeze too hard, so please be careful.*

There are also many products sold in stores that can be used to drain excess liquid. Please try and find one that is easiest for you to use. Decreasing the amount of liquid present in food scraps not only decreases the amount of garbage, but also contributes to an increase in the efficiency of waste burning while decreasing the consumption of energy. Additionally, excess liquid present in food scraps can cause garbage bags to smell, especially in the summertime. By draining the excess liquid, you can decrease the likelihood that your garbage will smell and make your garbage bag lighter.

